


Hydraulic Gear Pumps

Technology for Never Ending Performance



An ISO 9001 : 2000 Company

An ISO 9001 : 2000 Company



Total range of
Hydraulic Gear Pumps

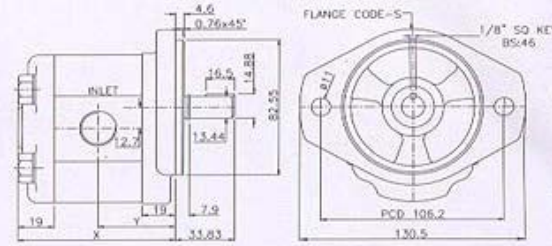
Performance Data

Pressures quoted are relief valve maximum by-pass
Performance with SAE 20W oil at 50° C

Group-0P



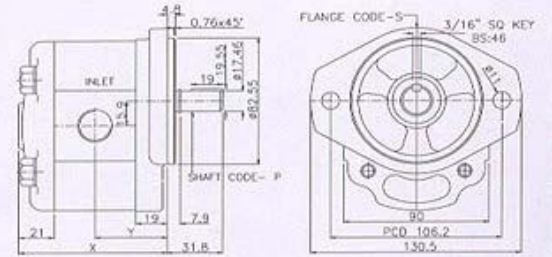
Pump Model No.	Theoretical Displacement	Nominal Delivery at 1500 RPM	Maximum Pressure		Speed at Maximum Continuous Pressure		Dimension	
			psi	bar	Max	Min	X	Y
3003	1.23	1.2	3000	210	4000	500	76.2	38.4
3004	1.64	1.8	3000	210	4000	500	77.2	38.6
3006	2.18	2.5	3000	210	4000	500	78.8	39.1
3008	2.87	3.4	3000	210	4000	500	79.8	39.9
3011	3.81	4.8	3000	210	4000	500	81.9	40.9
3013	4.46	5.8	3000	210	4000	500	83.1	41.7
3015	5.14	6.8	3000	210	4000	600	84.6	42.4



Group-1P



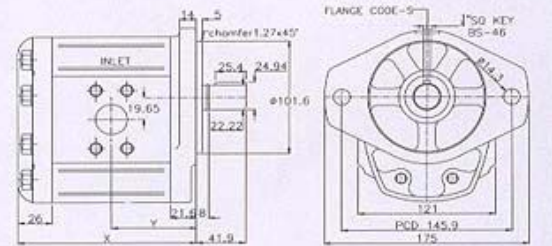
Pump Model No.	Theoretical Displacement	Nominal Delivery at 1500 RPM	Maximum Pressure		Speed at Maximum Continuous Pressure		Dimension	
			psi	bar	Max	Min	X	Y
3017	5.14	7.70	3000	210	3500	500	84.62	41.90
3020	7.03	9.10	3000	210	3500	500	86.20	42.60
3028	9.46	12.70	3000	210	3500	500	89.17	44.10
3036	11.90	16.40	3000	210	3500	600	92.20	45.60
3044	14.33	20.00	3000	210	3500	500	110.36	54.70
3052	16.77	23.60	3000	210	3500	600	113.45	56.30
3060	19.20	27.30	3000	210	3500	650	116.42	57.70
3072	22.84	32.70	2470	170	3500	650	121.12	60.10
3090	28.12	40.90	2030	140	2400	650	127.76	63.40



Group-2P



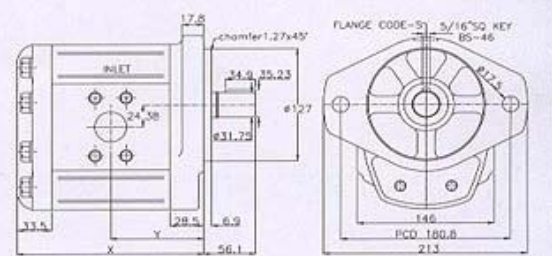
Pump Model No.	Theoretical Displacement	Nominal Delivery at 1500 RPM	Maximum Pressure		Speed at Maximum Continuous Pressure		Dimension	
			psi	bar	Max	Min	X	Y
3050	16.67	22.70	3000	210	3000	550	112.7	54.30
3070	22.73	32.00	3000	210	3000	550	117.5	56.70
3090	28.79	41.00	3000	210	3000	650	122.3	59.13
3105	33.34	47.70	3000	210	3000	600	140.0	67.90
3120	37.88	54.00	3000	210	3000	650	143.5	69.73
3146	45.46	66.50	3000	210	2500	650	149.6	72.80
3158	49.40	71.80	2470	170	2500	650	152.7	74.32
3220	66.67	100.00	2003	140	2500	650	154.2	75.55



Group-3P



Pump Model No.	Theoretical Displacement	Nominal Delivery at 1500 RPM	Maximum Pressure		Speed at Maximum Continuous Pressure		Dimension	
			psi	bar	Max	Min	X	Y
3150	47.07	88.00	3000	210	2500	550	145.2	70.3
3180	56.17	81.50	3000	210	2500	600	150.0	72.5
3210	65.23	95.50	3000	210	2500	700	155.0	74.9
3250	77.15	113.50	3000	210	2500	700	161.0	78.0
3300	92.03	136.00	2500	174	2500	700	169.0	82.0
3330	101.71	150.00	2300	159	2500	700	174.3	84.7
3380	116.78	173.00	2000	138	2500	700	182.3	88.7
3440	135.20	200.00	2000	138	2500	700	191.3	93.1
3500	151.32	227.00	2000	138	2500	700	202.3	98.6



* Multiple combination available in all sizes



Tandem 0P-0P



Tandem 1P-1P



Tandem 2P-2P



Tandem 2P-1P



Tandem 3P-3P



Plot No. 418, G.I.D.C. Behind Bhikshuk Gruh,
Odhav, Ahmedabad - 382 415. INDIA
Ph: +91-79-22893108 Tele-Fax: +91-79-22893109
Web: www.colthydro.com email: info@colthydro.com

Authorised Distributor:

