

PRICE LIST

WEF 01-05-2010



JACKTECH HYDRAULICS

Address : 433, G.I.D.C, Odhav, Opp. Bhikshuk Gruh, Nr. Apna Bazar, Ahmedabad - 382 415

Ph : (079) 22892302 / 3 / 4, Fax : 22892305, Email : info@jacktechhyd.com Website : jacktechhyd.com



"COLT" GEAR PUMP

Mfg.by JACKTECH HYDRAULICS

DESCRIPTION	LPM	RATE	DESCRIPTION	LPM	RATE
<u>0P-SERIES</u>			<u>1P-SERIES</u>		
3003	1.2	1950	3017	7.7	2050
3004	1.8	1950	3020	9.1	2050
3006	2.5	1950	3028	12.7	2050
3008	3.4	1950	3036	16.4	2050
			3044	20	2650
3011	4.8	1950	3052	23.6	2650
3013	5.8	1950	3060	27.3	2650
3015	6.8	1950	3072	32.7	2850
HITACHI	23.6	2850	3090	40.9	2850

* INBUILT RELIEF VALVE UP TO 3036 OR BEARING SUPPORT Rs. 900 EXTRA. NO DISCOUNT

<u>2P-SERIES</u>	LPM	RATE	<u>3P SERIES</u>	LPM	RATE
3050	22.7	4900	3150	68	9750
3070	32	4900	3180	81.5	9950
3090	41	5000	3210	95.5	10250
3105	47.7	5450	3250	113.5	10500
3120	54.5	5450	3300	136	10900
3146	66.5	5650	3330	150	11200
3158	71.8	5750	3380	173	11400
3220	100	7100	3440	200	12400
HM 2021	47.7	6450	3500	227	12900

WITH BEARING SUPPORT Rs. 1200 EXTRA. NO DISCOUNT

WITH BEARING SUPPORT Rs. 1600 EXTRA. NO DISCOUNT

10% EXTRA CHARGE 4 BOLT SAE FLANGE

TANDEM PUMP

OP +OP FROM 3003 TO 3015	6,900
OP +1P FROM 3003 TO 3090	7,450
1P + 1P FROM 3017 TO 3090	6,950
1P + 2P FROM 3007 TO 3220	13,550
2P + 2P FROM 3050 TO 3220	14,300
3P + 3P FROM 3150 TO 3330	24,900
3P + 3P FROM 3150 TO 3500	25,600
2P + 3P FROM 3050 TO 3500	26,500

TRIPLE PUMP

0P+0P+0P	10,100
1P+1P+1P	14,900
2P+2P+2P	21,800
3P+3P+3P	49,900

OIL SEAL KITS

GROUP - 0P	130
GROUP - 1P	130
GROUP - 2P	230
GROUP - 3P	330



JACKTECH SOLENOID CONTROL VALVES DIRECTION CONTROL VALVE

SIZE - NG 6		SIZE - 01	PRICE LIST
1	4WE6D60/ERAC220N9K4Z5LS	DSG 01 2B2 / 2B3	2550
2	4WE6G60/ERAC220N9K4Z5LS	DSG 01 3C***	3150
SIZE - NG 10		SIZE - 03	
3	4WE10D30/CRAC220N9K4Z5LS	DSG 03 2B2 / 2B3	3950
4	4WE10E/CRAC220N9K4Z5LS	DSG 03 3C****	4960
SIZE -16/22 (WITHOUT TOP SOLENOID VALVE)			
5	4WEH16D70-V	DHG 04	4800
6	4WEH22D70-V	DHG 06	5900
SIZE -16/22 (WITH TOP SOLENOID VALVE)			
7	4WE16D70-V	DSHG 04 2B2	7350
8	4WE16G70-V	DSHG 04 3C***	7950
9	4WE22D70-V	DSHG 06 2B2	8450
10	4WE22G70-V	DSHG 06 3C***	9050
COIL			
11	COIL FOR 4WE6A-RAC220	COIL - 01	800
12	COIL FOR 4WE10A-RAC220	COIL - 03	1550
MODULAR VALVE			
PRESSURE RELEIF VALVES			
13	RV-02M (A),(B),(P)	MBP 01, MBA 01, MBB 01	2550
14	RV-03M (A),(B),(P)	MBP 03, MBA 03, MBB 03	3200
PRESSURE REDUCING VALVES			
15	BRV-02M (A),(B),(P)	MRP 01 , MRA 01 , MRB 01	2170
15	BRV-03M (A),(B),(P)	MRP 03 , MRA 03 , MRB 03	3200
THROTTLE MODULAR VALVE			
17	TV-02M	MSP 01	2050
18	TV-03M	MSP 03	3310
THROTTLE WITH CHECK MODULAR VALVE			
19	TCV-02M -A/B	MSA 01, MSB 01	2050
20	TCV-02M -W	MSW 01	2550
21	TCV-03M -A/B	MSA 03, MSB 03	2170
22	TCV-03M -W	MSW 03	2670
PROPORTIONAL VALVES			
31	EDG-01-H	EDG-01-H	7550
PROPORTIONAL FLOW CONTROL VALVES			
32	EFBG-03-125-H-20	EFBG-03-125-H-20	22500

Address : 433, G.I.D.C, Odhav, Opp. Bhikshuk Gruh, Nr. Apna Bazar, Ahmedabad - 382 415

Ph : (079) 22892302 / 3 / 4, Fax : 22892305, Email : info@jacktechhyd.com Website : jacktechhyd.com

JACKTECH SOLENOID CONTROL VALVES / VARIABLE PUMP

DIRECTION CONTROL VALVE

PILOT OPERATED CHECK VALVES

23	PCV-02 A/B	MPA 01 , MPB 01	2050
24	PCV-02 W	MPW 01	2170
25	PCV-03 A/B	MPA 03, MPB 03	2550
26	PCV-03 W	MPW 03	2925

PRESSURE RELIEF VALVES

27	DB-101-50/200S	BG 03	3370
28	DB-201-50/200S	BG 06	3560

SOLENOID CONTROLLED RELIEF VALVES

29	DBW-101B1-50/200S24N9K4Z5LS	BSG 03	5920
30	DBW-201B1-50/200S24N9K4Z5LS	BSG 06	6110

HA10VSO SERIES VARIABLE DISPLACEMENT PUMP

33	HA10VSO18 DFR/31RPPA62NOO		50500
34	HA10VSO28 DFR/31RPPA62NOO		53000
35	HA10VSO45 DFR/31RPPA62NOO		60500
36	HA10VSO71 DFR/31RPPA62NOO		72500
37	HA10VSO100 DFR/31RPPA62NOO		109000
38	HA10VSO140 DFR/31RPPA62NOO		181500

HA SERIES VARIABLE DISPLACEMENT PISTON PUMP

39	HA 37-FR-04-H-K-32		84500
40	HA 45-FR-04-H-K-32		90500
41	HA 56-FR-04-H-K-32		102500
42	HA 64-FR-04-H-K-32		113000
43	HA 70-FR-04-H-K-32		138000
44	HA 80-FR-04-H-K-32		152000
45	HA 90-FR-04-H-K-32		185000
46	HA 100-FR-04-H-K-32		203000
47	HA 120-FR-04-H-K-32		223000
48	HA 145-FR-04-H-K-32		263000
49	HA 160-FR-04-H-K-32		289000

Address : 433, G.I.D.C, Odhav, Opp. Bhikshuk Gruh, Nr. Apna Bazar, Ahmedabad - 382 415

Ph : (079) 22892302 / 3 / 4, Fax : 22892305, Email : info@jacktechhyd.com Website : jacktechhyd.com



SUCTION STRAINER

SC3-02 X 1/4" BSP	RS. 087
SC3-03 X 3/8" BSP	RS. 087
SC3-05 X 1/2" BSP	RS. 105
SC3-07 X 3/4" BSP	RS. 140
SC3-10 X 1" BSP	RS. 155
SC3-15 X 1-1/4" BSP	RS. 195
SC3-20 X 1-1/2" BSP	RS. 220
SC3-30 X 1-1/2" BSP	RS. 240
SC3-40 X 2" BSP	RS. 350
SC3-50 X 2" BSP	RS. 365
SC3-75 X 2-1/2" BSP	RS. 575
SC3-100 X 3" BSP	RS. 610
SC3-150 X 3" BSP	RS. 730

ALL TYPE SPECIAL FILTER

RETURN LINE FILTER ELEMENT ONLY

TIE-04	25 MICRON	RS. 140
TIE-06	25 MICRON	RS. 202
TIE-08	25 MICRON	RS. 246
TIE-10	25 MICRON	RS. 572
CE 025	25 MICRON	RS. 140
CE 040	25 MICRON	RS. 202
CE 100	25 MICRON	RS. 300
CE 250	25 MICRON	RS. 358
CE 630	25 MICRON	RS. 1100
HFE 05	25 MICRON	RS. 193
HFE 10	25 MICRON	RS. 230
HFE 20	25 MICRON	RS. 528

FILLER BREATHER ASSEMBLY

FSB-05	RS. 115
FSB-25	RS. 155

TANK BREATHERS

TB-05 X 1/4" BSP	RS. 105
TB-25 X 3/4" BSP	RS. 140

OIL LEVEL INDICATOR

01-FACE TYPE

FLG2-03	RS.160
FLG2-05	RS.175

02-KNOB TYPE

1/4" BSP	RS. 022
3/8" BSP	RS. 026
1/2" BSP	RS. 032
3/4" BSP	RS. 035
1" BSP	RS. 048
1-1/4" BSP	RS. 084
1-1/2" BSP	RS. 160
2" BSP	RS. 340

PIPE CLAMPS

LIGHT DUTY

PCS - 06,8,10	RS. 22
PCS - 12,14,15,16,18	RS. 25
PCS - 20,22,25	RS. 28
PCS - 28,30	RS. 33
PCS - 33,35,38,42	RS. 41
PCS - 48,50,60,65	RS. 150

NYLOCAST SLEEVES GEAR COUPLING

JT - 19 , 24T	RS. 135
JT - 28 , 34T	RS. 285
JT - 38 , 44T	RS. 410
JT - 48 , 50T	RS. 620
JT - 65 , 54T	RS. 2150
JT - 28 , 28T	RS. 350
JT - 38 , 35T	RS. 480
JT - 48 , 41T	RS. 740

ONLY SLEEVES FOR GEAR COUPLING

JTS - 19 , 24T	RS. 026
JTS - 28 , 34T	RS. 055
JTS - 38 , 44T	RS. 085
JTS - 48 , 50T	RS. 120
JTS - 65 , 54T	RS. 540
JTS - 28 , 28T	RS. 065
JTS - 38 , 35T	RS. 110
JTS - 48 , 41T	RS. 135

PIPE CLAMPS HEAVY DUTY

PCH- 10,12,16	RS. 60
PCH - 18,20,22,25,28	RS. 70
PCH - 30,33,35,38,42	RS. 80
PCH - 48,50,60,65	RS. 200
PCH - 75,80,90	RS. 500
PCH - 100,114	RS. 760
PCH - 133,141,152,165,168	RS. 2150
PCH - 168,178,194,216	RS. 4490
PCH - 219,244,273,324	RS. 9200

FLOW CONTROL & CHECK VALVE

DRV-08 X 1/4"	BSP	RS. 500
DRV-10 X 3/8"	BSP	RS. 560
DRV-12 X 1/2"	BSP	RS. 690
DRV-16 X 3/4"	BSP	RS. 850
DRV-20 X 1"	BSP	RS. 1450

FLOW CONTROL VALVE

DV-08 X 1/4"	BSP	RS. 450
DV-10 X 3/8"	BSP	RS. 505
DV-12 X 1/2"	BSP	RS. 620
DV-16 X 3/4"	BSP	RS. 760
DV-20 X 1"	BSP	RS. 1320

PILOT OPERATED CHECK VALVES

01 THREADED BODY

PCI - 10 T X 1/2"	BSP	RS. 1180
PCI - 15 T X 3/4"	BSP	RS. 1800
PCI - 20 T X 1"	BSP	RS. 1800
PCI - 25 T X 1-1/4"	BSP	RS. 2850
PCI - 30 T X 1-1/2"	BSP	RS. 2850

02 SUBPLATE MOUNTING

PCI - 10 S		RS. 1180
PCI - 20 S		RS. 1800
PCI - 30 S		RS. 2850

02 MODULAR VALVE

CIM - 06 AB		RS. 910
CIM - 10 AB		RS. 1710
TCM - 06 AB		RS. 1390
TCM - 10 AB		RS. 1640

DIRECTION CONTROL VALVES

(HAND LEVER OPERATED)

01 SUB PLATE TYPE

4DL-10 <u>GS</u> **10 S D		RS. 1650
SPOOL-A,C,E,F,G,H,J,L,M,P		

02 THREADED TYPE

4DL-10 <u>GT</u> *** 10 S D		RS. 1740
-----------------------------	--	----------

NEEDLE VALVE / SHUTT OFF VALVES

SOV - 1/4"	BSP	RS. 250
NV - 1/4"	BSP	RS. 350
NV - 3/8"	BSP	RS. 380
NV - 1/2"	BSP	RS. 440
NV - 3/4"	BSP	RS. 490
NV - 1"	BSP	RS. 900
HNV - 3/8"	BSP	RS. 540

CHECK VALVE

NRV C-06-1 X 1/4"	BSP	RS. 195
NRV C-08-1 X 3/8"	BSP	RS. 240
NRV C-10-1 X 1/2"	BSP	RS. 290
NRV C-16-1 X 3/4"	BSP	RS. 360
NRV C-20-1 X 1"	BSP	RS. 490
NRV C-25-1 X 1-1/4"	BSP	RS. 890
NRV C-30-1 X 1-1/2"	BSP	RS. 1050
RHZ C 20 X 3/4"	BSP	RS. 690
RHZ C 25 X 1"	BSP	RS. 770

CHECK VALVE (SUB PLATE)

NRV C-06-S (SUB PLATE)		RS. 385
NRV C-10-S (SUB PLATE)		RS. 600
NRV C-20-S (SUB PLATE)		RS. 1080

GAUGE ISOLATOR VALVES

GIVS (SUBPLATE) 1/4",3/8"		RS. 440
JT - 200 M		RS. 320
JT - 200 M/L		RS. 330

PRESSURE RELIEF VALVE

(HAND KNOB TYPE)

01 CARTRIDGE ONLY

DPRH - 06K		RS. 510
DPRH - 10K		RS. 680
DPRH - 20K		RS. 1250
YBG-01/YBT-01		RS. 990

02 WITH HOUSING

DPRH - 06T OR S		RS. 750
DPRH - 10T OR S		RS. 1070
DPRH - 20T OR S		RS. 2060

03 ONLY HOUSING

HG - 06T OR S		RS. 240
HG - 10T OR S		RS. 390
HG - 20T OR S		RS. 810



RUBBER BUSH / NYLONE BUSH

PIPE O.D.	RATE
06 MM	RS. 7
08 MM	RS. 9
10 MM	RS.12
12 MM	RS.14
16 MM	RS. 18
18 MM	RS. 20
20 MM	RS. 23
22 MM / 1/2" BSP	RS. 25
25 MM	RS. 28
28 MM / 3/4" BSP	RS. 34
30 MM	RS. 36
34 MM / 1" BSP	RS. 39
38 MM	RS. 44
42 MM / 1 1/4" BSP	RS. 48
48MM / 1 1/2"BSP	RS. 56
60MM / 2" BSP	RS. 70
75MM / 2 1/2" BSP	RS. 86

SUB PLATE

NG 06 X 1/4" BSP	RS. 185
NG 06 X 3/8" BSP	RS. 270
NG 06 X 1/2" BSP	RS. 380
NG 10 X 1/4",3/8" & 1/2" BSP	RS. 380
NG 15X 1/2" & 3/4" BSP	RS. 990
NG 20 X 3/4" & 1" BSP	RS. 1240
BG 03 X 3/8",1/2"BSP	RS. 660
BG 06 X 1" BSP	RS. 1080
BG 10 X 1-1/4" BSP	RS. 1610
PRE.SWITCH-1/4" BSP 1 PS	RS. 140
BLIND PLATE PRE.SWITCH	RS. 75
BLIND PLATE 06 VALVE	RS. 240
BLIND PLATE 10 VALVE	RS. 350
BLIND PLATE 15 VALVE	RS. 790
BLIND PLATE 20 VALVE	RS. 1150
PLATE NG-10 X TOP NG-06	RS. 550
FCG-01 X 1/4",3/8"	RS. 270
FCG-02 X 1/2"	RS. 780
FCG-03 X 3/4"	RS. 1120
2 FRM 06 X 1/4" , 3/8"	RS. 450

GEAR PUMP FLANGE WITH BOLT KITS

2P FLANGE-3/4" BSP	RS. 170
2P FLANGE-1" BSP	RS. 185
3P FLANGE-1-1/4" BSP	RS. 330
3P FLANGE-1-1/2" BSP	RS. 410
3P FLANGE- 2" BSP	RS. 690
3P FLANGE- 2 1/2" BSP	RS. 850
3P FLANGE- 3" BSP	RS. 980

HIGH PRESSURE BALL VALVE

	2-WAY	3-WAY
HPBV-1/4" - 500BAR	770	920
HPBV-3/8" - 500BAR	920	1440
HPBV-1/2" - 400BAR	1070	1730
HPBV-3/4" - 300BAR	1690	2570
HPBV-1" - 280BAR	2480	3640
HPBV-1 1/4"- 250BAR	3350	7500
HPBV-1 1/2" - 220BAR	4780	16680
HPBV-2" - 200BAR	7650	37920



PRICE LIST FOR HOSE & CRIMP FITTING

SIZE		4SH			CRIMP FITTING			
NW	ID	R1	R2	R13	R1 & R2	BAND	SPIRAL	SPIRAL
					BOTH SIDE	ONE SIDE EXTRA	BOTH SIDE	ONE SIDE BEND
6	1/4"	195	230	**	98	38	**	**
8	5/16"	210	255	**	120	40	**	**
10	3/8"	220	275	**	130	45	**	**
13	1/2"	255	320	1220	155	55	300	125
16	5/8"	300	415	**	230	70	**	
20	3/4"	375	470	1585	275	85	520	240
25	1"	530	725	1910	440	115	650	390
32	1-1/4"	640	990	2350	890	380	1130	930
40	1-1/2"	790	1190	3250	1100	480	1540	1180
50	2"	1100	1630	4840	1900	850	2380	1850

Metric size hose connection

SIZE	"B" TYPE	BOTH SIDE FEMALE	ONE SIDE BEND
BSP		SWIVEL CONNECTION	EXTRA
1/4"	M 14X1.5 (8L)	110	65
	M 16X1.5 (8S & 10L)	120	70
3/8"	M 18X1.5 (10S & 12L)	140	85
	M 20X1.5 (12S)	145	90
1/2"	M 22X1.5 (14S)	165	105
	M 24X1.5 (16S)	190	110
5/8"	M 24X1.5 (16S)	220	140
	M 26X1.5 (18L)	230	150
3/4"	M 30X2 (22L & 20S)	400	175
	M 36X2 (25S)	520	190
1"	M 36X2 (25S)	610	245
1-1/4"	M 42X2 (30S)	980	370
1-1/2"	M 52X2 (38S & 42L)	1290	720

***MATIC SIZE NUT & INNER WILL BE WITH 'O' RING**



PRIZE LIST

MOTOR	PUMP	BELL HOUSING	L' BKT.	GEAR COUP.	BELL HSG	L' BKT
HP	CODE	ONLY (BH)	ONLY (BHL)	H&K ONLY	KITS (BHK)	KITS (BHLK)
9	0P,1P, PVR 1T	370	350	160	600	550
0.75 & 1	0P,1P, PVR 1T	560	370	160	810	580
0.75,1,1.5,2	1R,1T	650	540	370	1110	900
1.5 & 2	0P,1P, PVR 1T	590	500	350	1000	880
1.5 & 2	2P,PVR-50	590	500	350	1000	850
3 & 5	0P,1P, PVR 1T	760	730	350	1220	1120
3 & 5	2P,PVR-50	1020	690	370	1520	1080
3 & 5	3P,PVR 150	860	660	640	1580	1260
3 & 5	1R,1T	860	730	370	1350	1140
7.5 & 10	0P,1P, PVR 1T	1280	980	670	2050	1520
7.5 & 10	2P,PVR-50	1330	950	670	2090	1520
7.5 & 10	3P,PVR 150	1420	950	670	2320	1550
7.5 & 10	1R,1T	1280	1080	670	2050	1590
12.5,15 & 20	2P,PVR-50	1940	1580	870	3050	2450
12.5,15 & 20	3P,PVR 150	1940	1580	870	3050	2450
12.5,15 & 20	1R,1P,1T	2100	1600	870	3130	2450
25 & 30	2P,PVR-50	2150	1670	870	3190	2550
25 & 30	3P,PVR 150	2150	1670	870	3250	2550
25 & 30	POLY	2150	1700	870	3190	2550
40	0P,1P,2P,3P,1R	2780	**	2220	5360	**

EXTENSION BRACKET

EXT. BKT	1RE-0P,1P,PVR 1T	630	**	370	1090	**
EXT. BKT	1RE- 2P,PVR-50	720	**	370	1180	**
EXT. BKT	1RE- 3P,PVR-150	820	**	600	1620	**
EXT. BKT	11RE-2P,PVR-50	620	**	370	1090	**
EXT. BKT	11RE-3P,PVR-150	820	**	600	1620	**

Address : 433, G.I.D.C, Odhav, Opp. Bhikshuk Gruh, Nr. Apna Bazar, Ahmedabad - 382 415

Ph : (079) 22892302 / 3 / 4, Fax : 22892305, Email : info@jacktechhyd.com Website : jacktechhyd.com



JACKTECH HYDRAULICS

w.e.f.-1-5-10

SR. NO.	MANYFOLD NAME	RATE
1	MB6 X DBD-6 X 3/8" MS SMALL	710
2	MB6 X DBD-6X3/8" STD. CI	835
3	MB6 ² XDBD-6X3/8"	1640
4	MB6 ³ XDBD-6X3/8"	2245
5	MB6 ⁴ XDBD-6X3/8"	2860
6	MB6 X DBD-6X1/2"	1170
7	MB6 ² XDBD-6X1/2"	2595
8	MB6 ³ XDBD-6X1/2"	3460
9	MB6 ⁴ XDBD-6X1/2"	4325
10	MB10XDBD-6X3/8" CI	935
11	MB10XDBD-6X1/2" CI	945
12	MB10XDBD-6X1/2" STD.	1040
13	MB10XDBD-6X1/2" BIG	1350
14	MB10 ² XDBD-6X1/2"	3085
15	MB10 ³ XDBD-6X1/2"	4150
16	MB10 ⁴ XDBD-6X1/2"	5190
17	MB10XDBD-10X1/2" STD.	1110
18	MB10XDBD-10X1/2" BIG.	1400
19	MB10 ² XDBD-10X1/2"	3270
20	MB10 ³ XDBD-10X1/2"	4270
21	MB10 ⁴ XDBD-10X1/2"	5190
22	MB10XDBD-10X3/4"	1910
23	MB15X1"	2295
24	MB15X1 1/4"	3590
25	MB20X1"	2990
26	MB20X1 1/2"	4045
27	MB10 ² XDBD-10XPCIX3/4" SHEAR	4290
28	MB10 ² XDBD-10S ² X1" BENDING	3995
29	MB10 ² XDBD-10 ² X1/2" PLASTIC M/C	3710
30		
31		
32	ALL TYPE SPECIAL	***

SR. NO.	MANYFOLD NAME	RATE
33	MB6X3/8"	690
34	MB6 ² X3/8"	1290
35	MB6 ³ X3/8"	1870
36	MB6 ⁴ X3/8"	2445
37	MB6 ⁵ X3/8"	3030
38	MB6 ⁶ X3/8"	3590
39	MB6 ⁷ X3/8"	4175
40	MB6 ⁸ X3/8"	4745
41	MB6 ⁹ X3/8"	5325
42	MB6X1/2"	1100
43	MB6 ² X1/2"	2015
44	MB6 ³ X1/2"	2885
45	MB6 ⁴ X1/2"	3760
46	MB6 ⁵ X1/2"	4625
47	MB6 ⁶ X1/2"	5570
48	MB6 ⁷ X1/2"	6360
49	MB6 ⁸ X1/2"	7225
50	MB6 ⁹ X1/2"	8100
51	MB10X1/2"	1170
52	MB10 ² X1/2"	2400
53	MB10 ³ X1/2"	3490
54	MB10 ⁴ X1/2"	4580
55	MB10 ⁵ X1/2"	5675
56	MB10 ⁶ X1/2"	6755
57	MB10 ⁷ X1/2"	7835
58	MB10X3/4"	1720
59	MB10 ² X3/4"	3395
60	MB10 ³ X3/4"	4780
61	MB10 ⁴ X3/4"	6180
62	MB10 ⁵ X3/4"	7580
63	MB10 ⁶ X3/4"	8980
64	MB10 ⁷ X3/4"	10355

REMARKS:

Address : 433, G.I.D.C, Odhav, Opp. Bhikshuk Gruh, Nr. Apna Bazar, Ahmedabad - 382 415

Ph : (079) 22892302 / 3 / 4, Fax : 22892305, Email : info@jacktechhyd.com Website : jacktechhyd.com









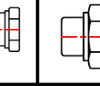



* STUD COUPLINGS & EQUAL COUPLINGS

PRICES OF FITTINGS WITH "O" RING WELD NIPPLE

TUBE O.D.	STUD END	PARALLEL MALE STUD COUPLING	STRAIGHT COUPLING	PARALLEL MALESTUD ELBOW	EQUAL ELBOW	EQUAL TEE	SWIVEL ELBOW	SWIVEL BENJO CONN.	WELDING CONN-ECTOR	WELD NIPPLE	EXTRA O' RING
MM	BSP	WGE	WG	WWE	WW	WT	WEVW	WSWVE	WAS	WN	O
8-L	1/4"	48	68	65	90	129	78	94	41	17	6
10-L	1/4"	51	77	76	100	140	92	108	47	19	6
12-L	3/8"	61	90	82	116	166	107	126	55	21	6
15-L	1/2"	90	119	137	161	218	148	182	77	26	8
18-L	1/2"	96	152	161	194	286	185	215	89	33	8
22-L	3/4"	140	206	207	276	376	253	303	122	43	9
28-L	1"	205	300	308	427	558	386	461	186	61	11
35-L	1-1/4"	297	481	548	666	924	598	706	261	82	11
42-L	1-1/2"	430	662	777	1005	1476	922	1180	366	115	13







6-S	1/4"	48	70	65	88	129	78	94	41	16	6
8-S	1/4"	51	74	72	99	140	92	108	48	17	6
10-S	3/8"	60	86	84	113	161	105	124	54	19	6
12-S	3/8"	64	99	95	139	195	126	130	62	21	6
14-S	1/2"	90	123	150	170	223	159	180	82	26	8
16-S	1/2"	96	144	166	193	260	174	216	88	32	8
20-S	3/4"	145	204	220	275	387	248	299	127	42	9
25-S	1"	215	312	331	437	597	397	476	186	61	11
30-S	1-1/4"	310	465	580	655	915	592	689	276	78	11
38-S	1-1/2"	449	682	806	1034	1501	947	1207	402	115	13
48-S	1 1/2"	808	1146	1320	1770	2810	**		740	174	15
60-S	2"	1455	2180	**	3350	4850	**		1380	285	20

EQUAL COUPLINGS

										
TUBE OD	STRAIGHT COUPLING	EQUAL ELBOW	EQUAL TEE	EQUAL CROSS	BULK HEAD STRAIGHT	BULK HEAD ELBOW	WELDING COUPLING	CLOSURE PLUG	FERRUL	NUT
MM	G	W	T	K	SV	WSV	AS	BUZ	F	N
6-L	43	70	89	**	65	108	30	20	7	9
8-L	48	70	99	151	74	116	31	22	8	11
10-L	57	81	110	166	88	143	37	25	9	13
12-L	66	92	130	185	101	160	43	28	11	15
15-L	93	135	179	283	135	210	64	42	14	21
18-L	112	160	235	330	157	240	72	53	18	26
22-L	160	230	307	430	227	380	99	78	23	45
28-L	228	355	450	660	297	460	150	125	30	62
35-L	365	550	750	1113	465	741	203	170	42	84
42-L	498	841	1230	1650	730	1290	284	225	60	122







6-S	50	71	99	151	77	122	31	22	7	11
8-S	57	80	110	166	90	144	38	23	8	13
10-S	66	93	131	186	105	161	44	28	9	14
12-S	76	115	159	231	123	200	50	34	11	16
14-S	97	144	183	282	137	215	68	40	14	22
16-S	116	165	218	331	153	244	74	50	17	26
20-S	160	231	320	449	243	380	105	75	23	46
25-S	240	365	489	712	343	470	150	121	30	65
30-S	365	555	765	1137	490	760	226	170	40	87
38-S	507	860	1240	1718	760	1300	315	225	58	126
48-S	**	**	**	**	**	**	**	**	**	**
60-S	**	**	**	**	**	**	**	**	**	**

**STUD COUPLINGS**

JTO								
TUBE OD	BSP BSPT	STUD END MATRIC	PARALLEL MALE STUD COUPLING	TAPPER MALE STUD COUPLING	PARALLEL MALE STUD ELBOW	TAPPER MALE STUD ELBOW	PARALLEL MALE STUD TEE	PARALLEL MALE STUD TEE
MM	BSP	MATRIC	"GE"	"GE-R"	"WE"	"WE-R"	"TE"	"LE"
6-L	1/8"	M12X1.5	32	34	53	53	82	82
8-L	1/4"	M14X1.5	38	45	55	55	88	88
10-L	1/4"	M16X1.5	41	47	62	62	102	102
10-L	3/8"	M16X1.5	46	53	66	66	113	113
12-L	3/8"	M18X1.5	50	56	70	70	121	121
12-L	1/2"	M18X1.5	61	70	100	105	168	170
15-L	1/2"	M22X1.5	73	80	124	130	186	186
18-L	1/2"	M26X1.5	77	84	144	151	198	198
18-L	3/4"	M26X1.5	89	90	160	170	266	270
22-L	3/4"	M30X2	110	118	184	198	298	305
22-L	1"	M30X2	127	138	240	***	380	385
28-L	1"	M36X2	160	177	272	***	420	428
35-L	1 1/4"	M45X2	250	269	490	***	730	735
42-L	1 1/2"	M52X2	352	388	695	***	1150	1170

6-S	1/4"	M14X1.5	38	46	55	55	91	91
8-S	1/4"	M16X1.5	41	47	62	62	102	102
8-S	3/8"	M16X1.5	46	53	66	66	114	114
10-S	3/8"	M18X1.5	50	57	70	70	121	121
10-S	1/2"	M18X1.5	61	70	99	105	168	168
12-S	3/8"	M20X1.5	51	60	83	86	150	150
12-S	1/2"	M20X1.5	65	74	115	121	172	175
14-S	1/2"	M22X1.5	77	84	137	141	186	186
16-S	1/2"	M24X1.5	80	92	152	158	198	203
16-S	3/4"	M24X1.5	95	108	170	178	266	275
20-S	3/4"	M30X2	115	130	198	206	298	310
20-S	1"	M30X2	138	153	242	272	380	395
25-S	1"	M36X2	170	190	295	319	454	462
25-S	1 1/4"	M36X2	226	253	420	459	612	625
30-S	1 1/4"	M42X2	260	290	530	585	745	758
38-S	1 1/2"	M52X2	362	398	719	770	1156	1170

**STUD COUPLINGS**

							
TUBE OD	BSP BSPT	STUD END MATRIC	SWIVEL ELBOW	SWIVEL ELBOW CONN.	SWIVEL TEE "EVL"	SWIVEL TEE CONN	SWIVEL BANZO CONN
MM	BSP	MATRIC	"EVW"	"EVWR"	"EVT"	"EVTR"	"SWVE"
6-L	1/8"	M12X1.5	68	90	110	130	80
8-L	1/4"	M14X1.5	68	92	115	140	84
10-L	1/4"	M16X1.5	82	108	120	146	98
10-L	3/8"	M16X1.5	82	112	120	151	110
12-L	3/8"	M18X1.5	95	127	140	171	114
12-L	1/2"	M18X1.5	95	139	140	183	157
15-L	1/2"	M22X1.5	135	172	192	235	169
18-L	1/2"	M26X1.5	168	208	245	292	198
18-L	3/4"	M26X1.5	168	220	245	304	224
22-L	3/4"	M30X2	230	282	328	369	280
22-L	1"	M30X2	230	316	328	400	410
28-L	1"	M36X2	350	427	509	603	425
35-L	1 1/4"	M45X2	540	680	764	913	648
42-L	1 1/2"	M52X2	840	1080	1260	1475	1098
6-S	1/4"	M14X1.5	68	90	115	140	84
8-S	1/4"	M16X1.5	82	108	119	145	98
8-S	3/8"	M16X1.5	82	112	119	151	110
10-S	3/8"	M18X1.5	95	127	142	173	114
10-S	1/2"	M18X1.5	95	139	142	185	156
12-S	3/8"	M20X1.5	114	147	168	205	118
12-S	1/2"	M20X1.5	114	157	168	217	158
14-S	1/2"	M22X1.5	146	179	197	245	167
16-S	1/2"	M24X1.5	160	203	225	272	202
16-S	3/4"	M24X1.5	160	217	225	284	230
20-S	3/4"	M30X2	236	293	346	402	276
20-S	1"	M30X2	236	326	346	435	390
25-S	1"	M36X2	361	457	529	625	440
25-S	1 1/4"	M36X2	361	513	529	681	520
30-S	1 1/4"	M42X2	542	699	789	946	639
38-S	1 1/2"	M52X2	860	1090	1260	1470	1120



REDUCTION SLEEVE - KOR

TUBE OD	6-L	8-L	10-L	12-L	15-L	18-L	22-L	28-L	42-L
8-L	69								
10-L	79	76							
12-L	89	86	83						
15-L	107	111	114	118					
18-L		144	148	151	154				
22-L			198	205	210	215			
28-L			284	288	293	299	305		
35-L				405	413	420	427	434	
42-L					568	580	592	604	615

REDUCTION SLEEVE - KOR

TUBE OD	6-S	8-S	10-S	12-S	14-S	16-S	20-S	25-S	30-S
8-S	79								
10-S	86	91							
12-S	92	98	102						
14-S	108	114	121	126					
16-S		136	142	148	156				
20-S			204	212	220	228			
25-S				351	361	370	380		
30-S					451	462	473	486	
38-S						715	727	738	750

SOCKET WELD FITTING

TUBE OD	1/4"	3/8"	1/2"	3/4"	1"	1 1/4"	1 1/2"	2"
STRAIGHT "SWG"	60	60	69	79	115	144	216	390
ELBOW "SWW"	115	115	127	151	204	316	450	767
TEE "SWT"	120	144	153	204	285	444	599	946



REDUCING ADAPTOR (BSP MALE THREAD)									
WITH 60 DEG.FEMALE SEATING ON BOTH SIDES									
	1/8"	1/4"	3/8"	1/2"	3/4"	1"	1 1/4"	1 1/2"	2"
9									
1/8"	17	25	30	45	-	-	-	-	-
1/4"	-	25	30	45	54	94	-	-	-
3/8"	-	-	30	45	54	94	-	-	-
1/2"	-	-	-	45	54	94	140	190	380
3/4"	-	-	-	-	54	94	145	190	380
1"	-	-	-	-	-	94	150	190	380
1 1/4"	-	-	-	-	-	-	160	200	380
1 1/2"	-	-	-	-	-	-	-	210	390
2"	-	-	-	-	-	-	-	-	400

MALE/ FEMALE REDUCING ADAPTOR									
BSP(M)	1/8"	1/4"	3/8"	1/2"	3/4"	1"	1 1/4"	1 1/2"	2"
1/8"	22	26	29	-	-	-	-	-	-
1/4"	26	28	32	44	60	90	-	-	-
3/8"	33	35	36	44	60	90	-	-	-
1/2"	45	45	45	50	62	98	175	235	-
3/4"	-	54	54	64	74	98	175	235	-
1"	-	80	80	80	95	105	185	235	-
1 1/4"	-	-	-	150	150	170	190	235	-
1 1/2"	-	-	-	-	180	180	230	250	355
2"	-	-	-	-	-	-	350	355	370

STAND PIPE ADAPTOR BSP MALE THREAD

PIPE END	6-S	8-S	10-S	14-S	16-S	20-S	25-S	30-S	38-S
BSP(M)	8-L	10-L	12-L	15-L	18-L	22-L	28-L	35-L	42-L
1/8"	-	-	-	-	-	-	-	-	-
1/4"	28	28	28	-	-	-	-	-	-
3/8"	36	36	36	36	36	-	-	-	-
1/2"	-	50	50	50	50	60	60	-	-
3/4"	-	-	-	65	65	65	65	-	-
1"	-	-	-	-	-	110	110	110	130
1 1/4"	-	-	-	-	-	-	180	180	180
1 1/2"	-	-	-	-	-	-	220	220	220

PRESSURE GAUGE COUPLING

PIPE OD	10-L	12-L	8-S	10-S	12-S
(F)BSP					
1/4"	45	50	45	50	55
3/8"	50	55	50	55	60
1/2"	60	65	60	65	70

SEAMLESS PIPE BANDER

TUBE OD	6 MM	8 MM	10 MM	12 MM	16 MM	20 MM	22 MM
BENDER RS.	905	1090	1405	1650	2750	3560	7500



***** GENERAL *****

SIZE	HEX	COLLAR	BLIND	WELD	MALE	FEMALE	M/F	M/F
BSP(M)	PLUG	PLUG	PLUG	CONN.	ELBOW	ELBOW	ELBOW	SWIVEL
								ELBOW
1/8"	12	13	10	13	48	50	62	**
1/4"	15	16	13	16	65	67	70	65
3/8"	18	19	16	20	72	84	88	75
1/2"	28	29	23	30	100	110	120	110
3/4"	35	34	28	37	120	140	150	150
1"	60	58	50	63	210	230	245	**
1 1/4"	110	98	95	120	444	480	495	**
1 1/2"	130	108	110	140	473	560	630	**
2"	260	193	200	290	824	910	950	**

***** GENERAL *****

SIZE	MALE	FEMALE	WELD	NUT	FEMALE	FEMALE	COPPER	DOWTY
BSP(M)	TEE	TEE	NIPPLE	BSP	COUPLING	COUPLING	WASHER	SEAL
			BSP.		HEX	ROUND		
1/8"	75	78	**	**	19	16	2	5
1/4"	90	90	13	8	22	17	3	5
3/8"	102	108	16	10	29	25	4	6
1/2"	144	158	19	14	38	30	6	7
3/4"	194	213	31	23	60	54	7	8
1"	305	315	50	40	98	75	9	10
1 1/4"	580	650	82	94	140	120	11	12
1 1/2"	800	800	104	125	220	160	16	13
2"	1120	1320	191	280	340	260	21	33